

Listen Up,

Speak Out

1



Scope and Sequence

How to Use This Book page 4

* Unit * 1 page 6	Title	What Day Is It? CLIL Social Studies
	Unit Objective	Talk about the days of the week
	Vocabulary	Monday, Tuesday, Wednesday, Thursday, Friday, Saturday, Sunday
	Key Expressions	What day is it? It's Saturday. 91 WPM
* Unit * 2 page 14	Title	How Much Is It? CLIL Math
	Unit Objective	Ask and answer about the price of items
	Vocabulary	ten, eleven, twelve, thirteen, fourteen, fifteen, sixteen, seventeen, eighteen, nineteen
	Key Expressions	How much is it? It's eleven dollars. Here you go! Thank you! 88 WPM
* Unit * 3 page 22	Title	Do You Have a Rabbit? CLIL Science
	Unit Objective	Talk about pets you have / don't have
	Vocabulary	fish, cat, bird, mouse, rabbit, snake, pet
	Key Expressions	Do you have a rabbit? No, I don't. They have a rabbit. 94 WPM
* Unit * 4 page 30	Title	What Does It Look Like? CLIL Food Science
	Unit Objective	Talk about how things look
	Vocabulary	dirty, thin, curly, clean, big, small, expensive, cheap
	Key Expressions	What does it look like? It's expensive. 91 WPM
* Unit * 5 page 38	Title	I'm Wearing Shorts CLIL Art
	Unit Objective	Talk about what you're wearing
	Vocabulary	dress, jacket, pants, scarf, shoes, shorts, socks, T-shirt
	Key Expressions	What are you wearing? I'm wearing shorts and a T-shirt. Are you wearing a jacket? No, I'm not. 85 WPM
* Unit * 6 page 46	Title	Would You Like Some Soup? CLIL Food Science
	Unit Objective	Offer food and drinks and reply to offers
	Vocabulary	burger, fries, ice cream, juice, milk, rice, sandwich, soup
	Key Expressions	Would you like some soup? Yes, please. 100 WPM

Unit 7 page 54	Title	I Like Skateboarding	CLIL Physical Education
	Unit Objective	Talk about sports you like and don't like	
	Vocabulary	skateboarding, ice skating, table tennis, badminton, soccer, baseball, basketball, swimming	
	Key Expressions	Do you like skateboarding? Yes, I do. I like skateboarding, too!	98 WPM

Unit 8 page 62	Title	What Are You Doing?	CLIL Physical Education
	Unit Objective	Talk about what people are doing now	
	Vocabulary	exercising, riding a bike, painting, watching a movie, fishing, drawing, shopping, studying	
	Key Expressions	What are you doing? I'm fishing.	88 WPM

Unit 9 page 70	Title	I See a Panda!	CLIL Nature
	Unit Objective	Talk about what animals you see at the zoo	
	Vocabulary	lion, tiger, whale, panda, penguin, monkey, zebra, elephant	
	Key Expressions	What do you see? I see a panda.	88 WPM

Unit 10 page 78	Title	He's in the Kitchen	CLIL Social Studies
	Unit Objective	Ask and answer about where someone is in a house	
	Vocabulary	living room, bedroom, bathroom, kitchen, dining room, balcony, yard, house	
	Key Expressions	Where's Grandma? She's in the bathroom.	100 WPM

Unit 11 page 86	Title	It's Time for Dinner!	CLIL Social Studies
	Unit Objective	Ask and answer questions about the time	
	Vocabulary	morning, afternoon, evening, breakfast, lunch, dinner, home, school	
	Key Expressions	What time is it? It's seven o'clock. It's time for dinner.	96 WPM

Unit 12 page 94	Title	I Have to Brush My Teeth	CLIL Social Studies
	Unit Objective	Talk about things you have to do	
	Vocabulary	sleep, wake up, brush teeth, wash, get dressed, cook, clean, do homework	
	Key Expressions	Do you have to clean your room? Yes, I do.	97 WPM

How to Use This Book

Each unit in this book includes nine parts designed to assist young learners of English in discovering their English listening and speaking abilities.

Each unit presents the skills needed to listen and speak effectively about a range of everyday topics relevant to the lives of young learners. The series introduces students to a variety of high-frequency vocabulary and grammar structures necessary for building a foundation in English. In addition, there are online supplemental materials to give learners additional practice.

Student Book

Warm-Up

A large, engaging image contains illustrations for the vocabulary words in the unit. Teachers can encourage students to find as many words as possible in the image. A short dialogue introduces the main grammar point for the unit. Students repeat the dialogue to aid their comprehension.

Part B introduces the key vocabulary for the unit. Students can find the words in the main image as they listen and repeat along with the track.

Word Practice

On this page, students consolidate the vocabulary and grammar learned in the unit before they move on to more complicated tasks. Part A focuses on the target vocabulary, while Part B incorporates the target vocabulary and the target grammar for the unit.

Listening Practice 1

Exposure to the target vocabulary and grammar is provided in two extended dialogue or monologues. Large, engaging images ensure that students are not intimidated by the task.

Listening Practice 2

This section provides a dialogue or monologue that students listen to three times. Each time they listen for different details to complete the various comprehension tasks.

Speaking Practice 1

In *Speaking Practice 1*, students produce the vocabulary and grammar of the unit in short role plays with classmates.

Speaking Practice 2

This section encourages students to think more deeply about the topic and ask and answer questions with a partner or group. Some units have Challenging Questions that are indicated with a ★.

Speaking Practice 1

A Listen and say. Practice with a friend.

What day is it today? Is it Friday?
No, it isn't. It's **SuperDay**.

B Speak with a friend. Use the conversation in Activity A and these words to help you.

Monday ~~Monday~~ Wednesday Thursday Friday Saturday Sunday

C Unscramble and write the days. Speak with a friend. What day is it?

S U B E R D A Y T H U R S D A Y S A T U R D A Y Y O R M A D
D I Y F R A M B U S S O N D O G E

10

Speaking Practice 2

A What day do you do these things? Write for you.

have art class have music class eat dinner with my grandparents

Me: _____
Friend 1: _____
Friend 2: _____

go shopping play in the park play board games

Me: _____
Friend 1: _____
Friend 2: _____

B Speak with two friends. When do they do these things? Write on the lines in Activity A.

C Speak with a friend. Ask and answer the questions.

What do you do from Monday to Friday?
Which day of the week is your favorite? Why?

11

Discover

In this CLIL (Content and Language Integrated Learning) section, students listen to a monologue on a topic that moves away from the English classroom and into the wider world of learning. Students are also able to practice their writing skills.

Wrap-Up

This engaging task differs between units. Students listen to a monologue or dialogue and review their understanding of the unit theme, vocabulary, and grammar.

Quiz

Quiz reviews the material covered in the unit in test format.

Discover CLIL Social Studies

A Listen and complete. One word is not used.

My Fun Week

Mondays Fridays Tuesdays Thursdays

On Mondays, I play baseball after school.
On 1 _____, I go to the swimming pool.
On Wednesdays, I play board games with my sister.
I see my grandpa after school on 2 _____.
On 3 _____, I have dance class!
I'm tired on the weekend! I watch TV.

Wrap-Up

A Listen and match. Then draw what you do on Sundays.

Monday Tuesday Wednesday Thursday Friday Saturday Sunday

12

Quiz

A Listen and choose the correct picture.

1.

B Listen and choose the best response to the question.

2. a. It's Monday. 4. a. I like board games.
b. I like Fridays. b. I play board games.
c. It isn't the weekend. c. I like Tuesdays.

C Listen and choose the correct answer.

5. What does he do on Sundays?

6. Which days come next?
a. Thursday and Friday come next.
b. Saturday and Sunday come next.
c. Wednesday and Thursday come next.

13

Downloadable Supplemental Materials

Midterm Tests, Final Tests, MP3 Audio, Word Lists, Word Tests, Transcripts, and Answer Keys provide additional teacher and student support.

Unit
1

What Day Is It?



Warm-Up

A Listen and repeat. Track 01

MONDAY

TUESDAY

WEDNESDAY

THURSDAY

FRIDAY

SATURDAY

SUNDAY

What day is it today? Is it Friday?

No, it isn't. It's Saturday.

B Listen, point, and say. Track 02

1 Monday

2 Tuesday

3 Wednesday


4 Thursday


5 Friday

6 Saturday


7 Sunday

Word Practice

A Listen and number.  Track 03



B Listen and check (✓).  Track 04



Listening Practice 1

A Listen and choose. What does the girl do on the weekend?  Track 05

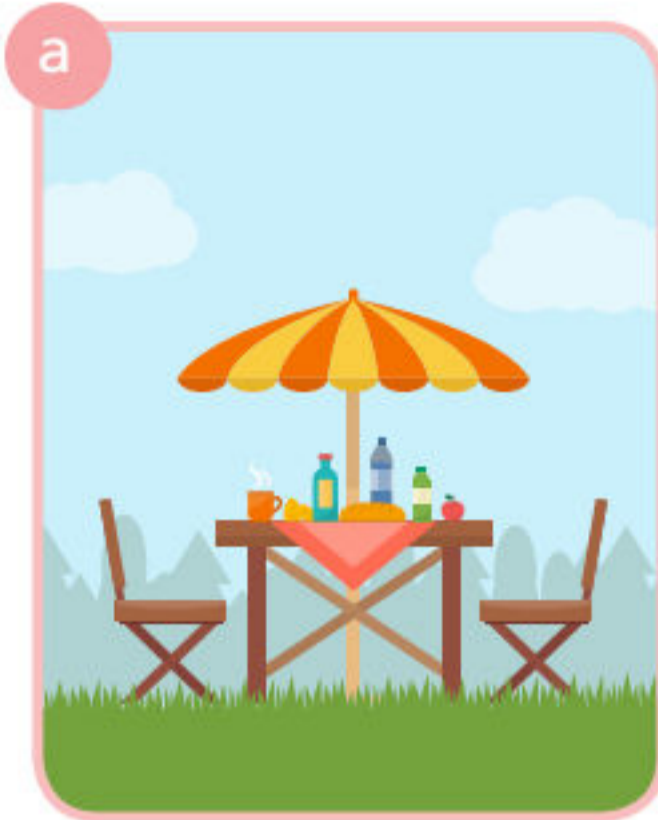


B Listen and choose. What does she do on Fridays?  Track 06



Listening Practice 2

A Listen and choose. What does Sam do on Wednesdays?  Track 07



B Listen again and choose.  Track 08

Eva wants to play board games with Sam on _____.

- a. Wednesday b. the weekend c. Tuesday

C Listen again and check (✓).  Track 09

1 Today is Wednesday.

True

False

2 Sam plays board games on Tuesdays.

3 Eva sings at home on Wednesdays.

Speaking Practice 1

A Listen and say. Practice with a friend.  Track 10



What day is it today? Is it **Friday**?



No, it isn't. It's **Saturday**.

B Speak with a friend. Use the conversation in Activity A and these words to help you.

Monday Tuesday Wednesday Thursday Friday Saturday Sunday

C Unscramble and write the days. Speak with a friend.
What day is it?















Speaking Practice 2

A What day do you do these things? Write for you.



have art class



play soccer



eat dinner with my grandparents

Me

Friend 1

Friend 2



go shopping



play in the park



play board games

Me

Friend 1

Friend 2

B Speak with two friends. When do they do these things? Write on the lines in Activity A.


C Speak with a friend. Ask and answer the questions.

1

What do you do from Monday to Friday?

★ 2

Which day of the week is your favorite? Why?

A Listen and complete. One word is not used.  Track 11

My Fun Week

Mondays Fridays Tuesdays Thursdays

On Mondays, I play baseball after school.

On **1** _____, I go to the swimming pool.

On Wednesdays, I play board games with my sister.

I see my grandpa after school on **2** _____.

On **3** _____, I play soccer!

I'm tired on the weekend! I watch TV.



Wrap-Up

A Listen and match. Then draw what you do on Sundays.  Track 12

Monday

Tuesday

Wednesday

Thursday

Friday

Saturday



Sunday

Quiz

A Listen and choose the correct picture. Track 13



B Listen and choose the best response to the question. Track 14

3. a. It's Monday.
b. I like Fridays.
c. It isn't the weekend.

4. a. I like board games.
b. I play board games.
c. I like Tuesdays.

C Listen and choose the correct answer. Track 15

5. What does he do on Sundays?



6. Which days come next?
a. Thursday and Friday come next.
b. Saturday and Sunday come next.
c. Wednesday and Thursday come next.

Unit
2

How Much Is It?



Warm-Up

A Listen and repeat.  Track 16



B Listen, point, and say.  Track 17

10	11	12	13	14
ten	eleven	twelve	thirteen	fourteen
15	16	17	18	19
fifteen	sixteen	seventeen	eighteen	nineteen

Word Practice

A Listen and write the letter.  Track 18

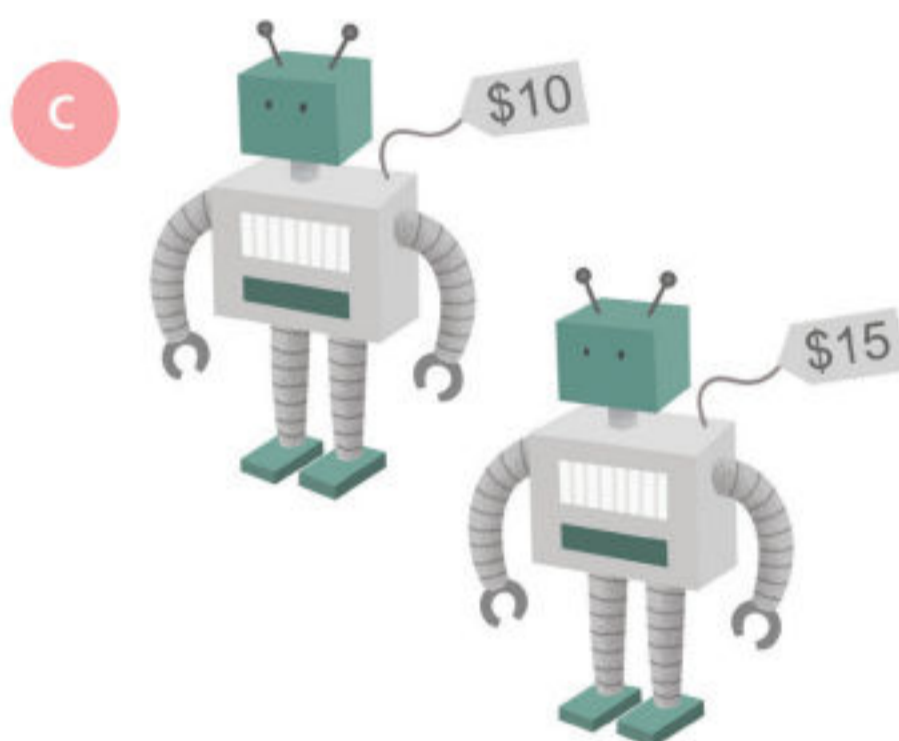
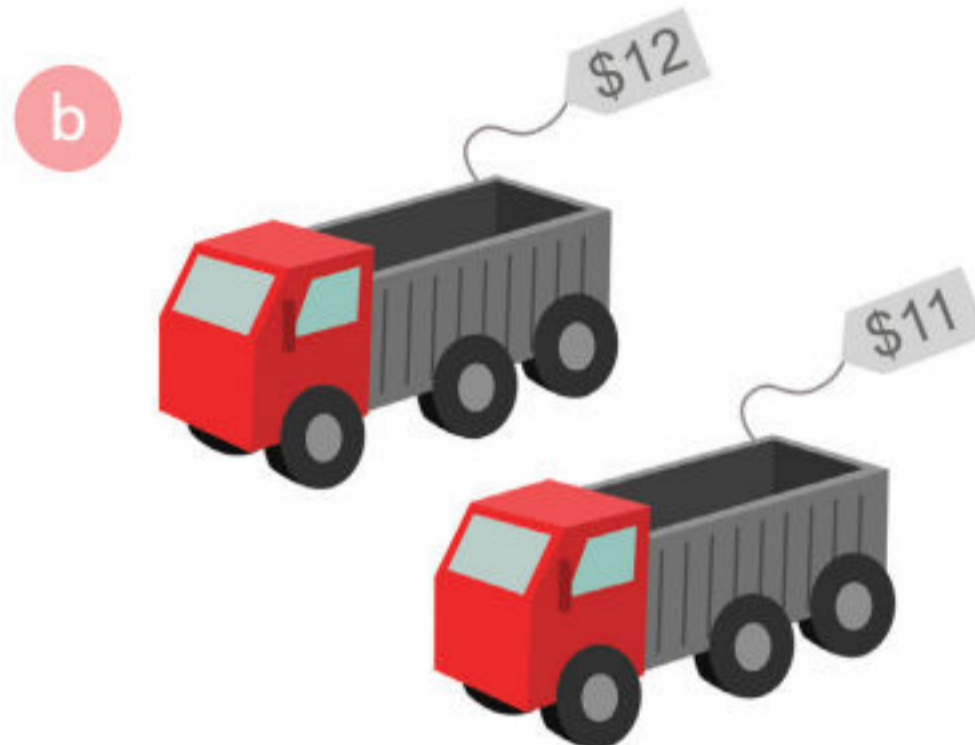


B Listen and check (✓).  Track 19




Listening Practice 1

A Listen and choose. How much is each item?  Track 20






B Listen and choose. How much is the board game?  Track 21



Listening Practice 2

A Listen and choose. How much is the ball?  Track 22



B Listen again and choose.  Track 23

The teddy bear is _____ dollars.

a. eleven

b. twelve

c. thirteen

C Listen again and check (✓).  Track 24

1 The blue robot is fourteen dollars.

True

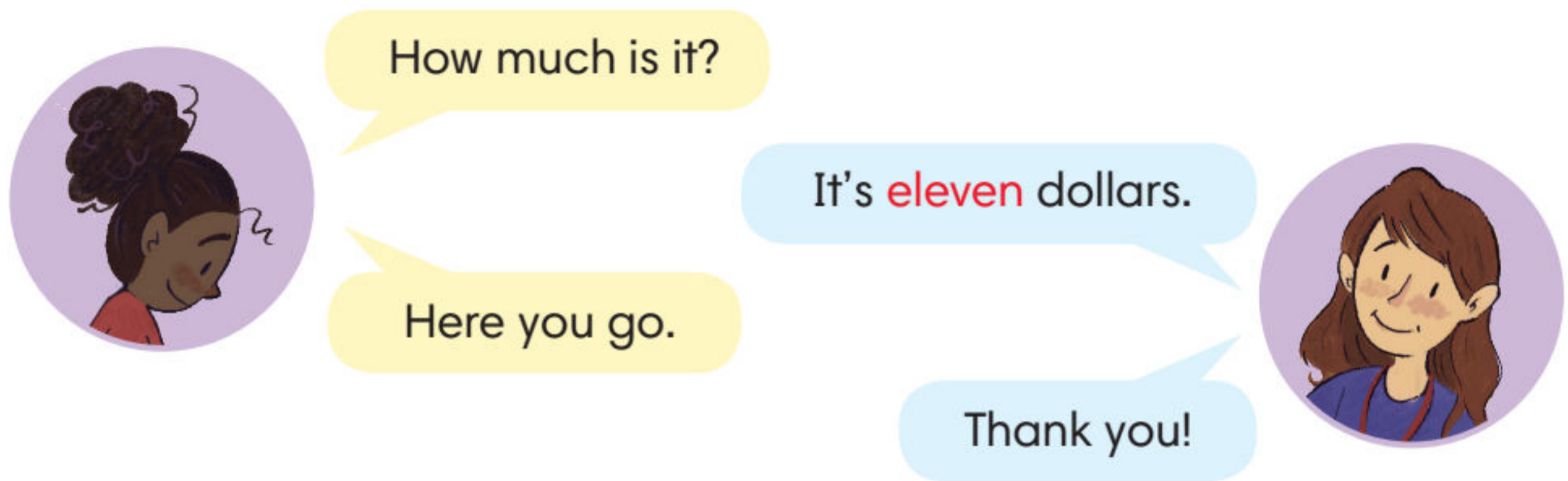
False

2 The red robot is nineteen dollars.

3 Eva has sixteen dollars.

Speaking Practice 1

A Listen and say. Practice with a friend.  Track 25



How much is it?

It's **eleven** dollars.

Here you go.

Thank you!

B Speak with a friend. Use the conversation in Activity A and these words to help you.

ten	eleven	twelve	thirteen	fourteen
fifteen	sixteen	seventeen	eighteen	nineteen

C Choose Set 1 or 2 below. Speak with a friend. Find out how much the two items are in your set.

Set 1		Set 2	
<p>a</p> 	<p>b</p> 	<p>a</p> 	<p>b</p> 
<p>c</p> 	<p>d</p> 	<p>c</p> 	<p>d</p> 

Speaking Practice 2

A You want to sell some things at the school fair. How much are they? Write and draw.




B Speak with a friend. Find out how much his/her things are. Complete the chart.

Item	How much?	Item	How much?
1. teddy bear		5. clock	
2. books		6. colored pencils	
3. tomatoes		7. board game	
4. kiwis		8. _____	

C Speak with a friend. Ask and answer the questions.

- 1 Think of a new book you have. How much is it?
- 2 How much is your favorite snack?
- 3 How much money do you get from your mom and dad each week?

A Listen and complete. One word is not used. 

Back to School

ten twelve eleven sixteen

I'm shopping for school.

I need a new backpack.

It's **1** _____ dollars.

I also need pencils and pens. How much are they?

They're **2** _____ dollars.

My crayons are **3** _____ dollars.

I'm excited about school!

Wrap-Up

A Listen and color. 

MONDAY	TUESDAY	WEDNESDAY	THURSDAY	FRIDAY
